
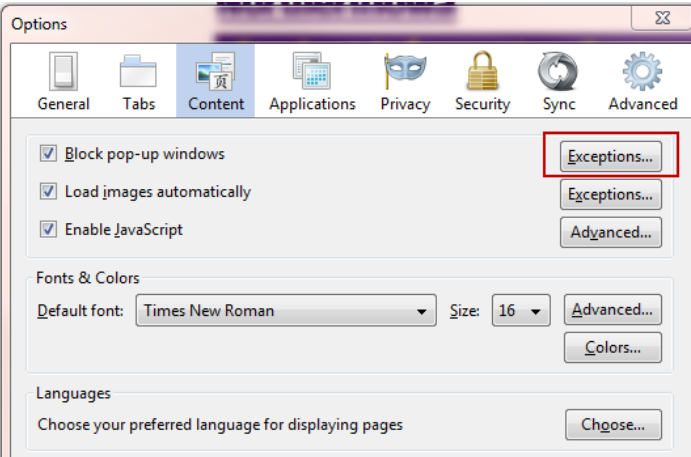
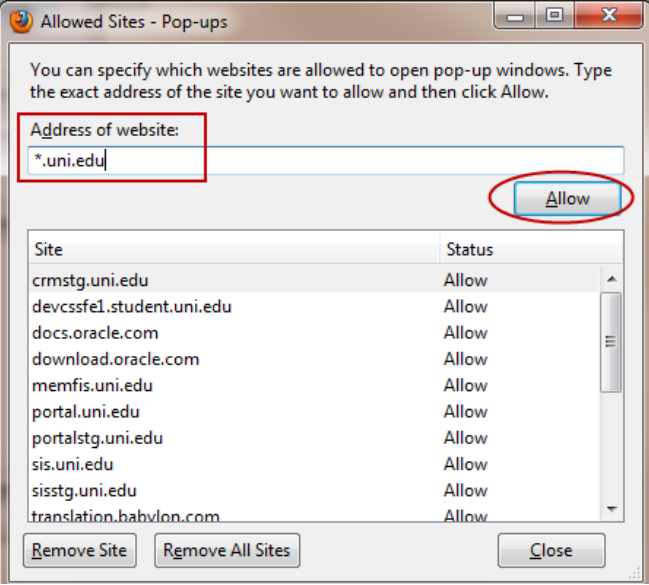


Allow Pop-ups from this Site

Purpose: Pop-ups are used by the Student Information System (SIS) to present certain data. Generally users elect to have their pop-ups blocked. In order to see pop-ups in the SIS, users must add the site to their allowable sites.

Browser	Action
Mozilla Firefox	<ul style="list-style-type: none"> • Select Tools, Options from the top menu bar or the Firefox icon  in the upper left corner • Click the <i>Content</i> tab • Click the Exceptions button next to Block pop-up windows  <ul style="list-style-type: none"> • Add *.uni.edu and click the Allow button (that's star dot UNI dot EDU) 

Browser	Action
<p>Internet Explorer</p>	<ul style="list-style-type: none"> • Select Tools, Pop-up Blocker, Pop-up Blocker Settings from the menu bar or use the Tools drop-down menu in the upper right corner • Add *.uni.edu and click the Allow button (that's star dot UNI dot EDU) 